


### Enquiry Date

01/04/2024 

30/06/2024 

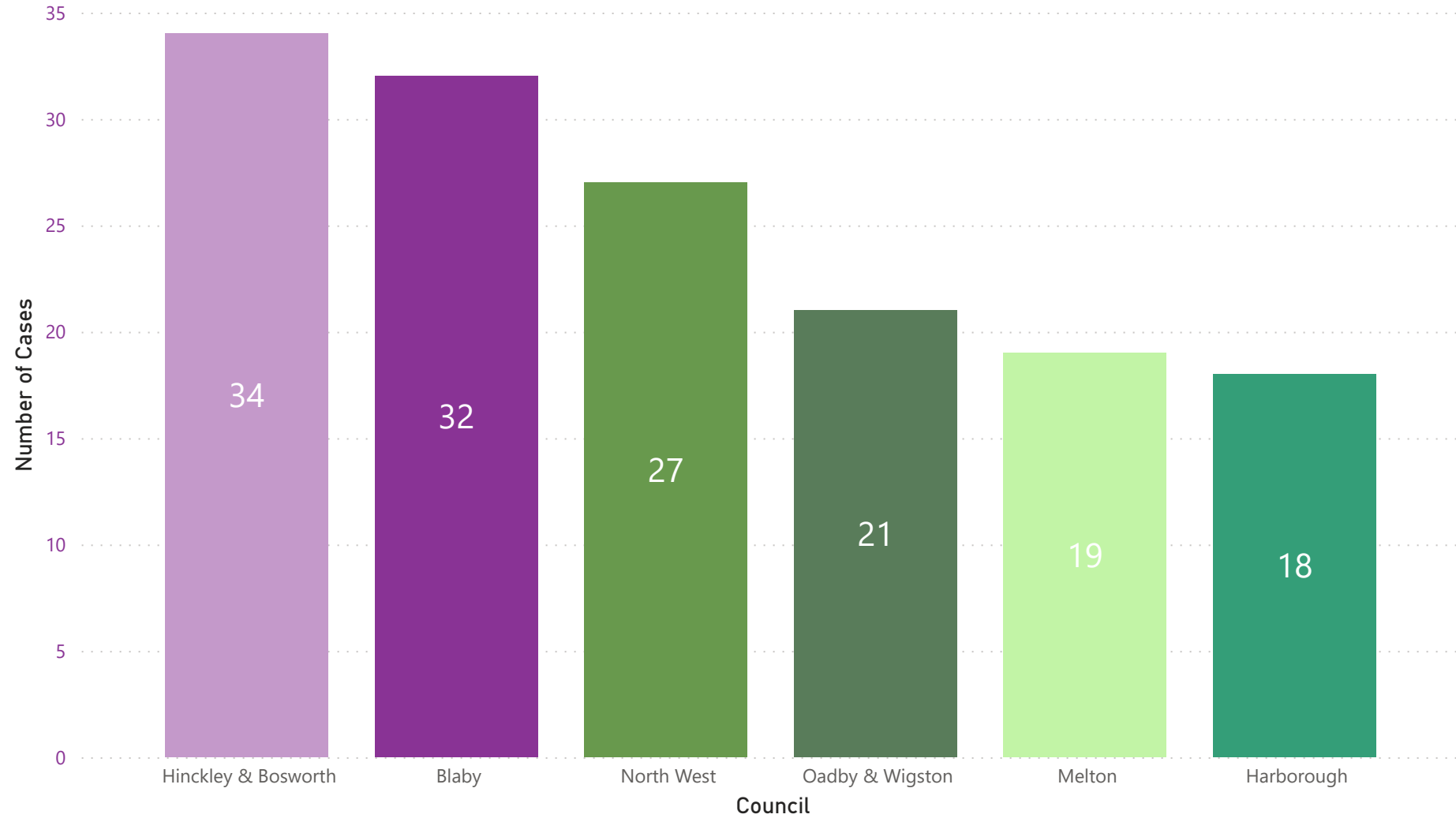
### Case Type

Multiple selections 


### Status

All 

#### Cases Received By Council Area



### Approved Date

01/04/2024 

30/06/2024 

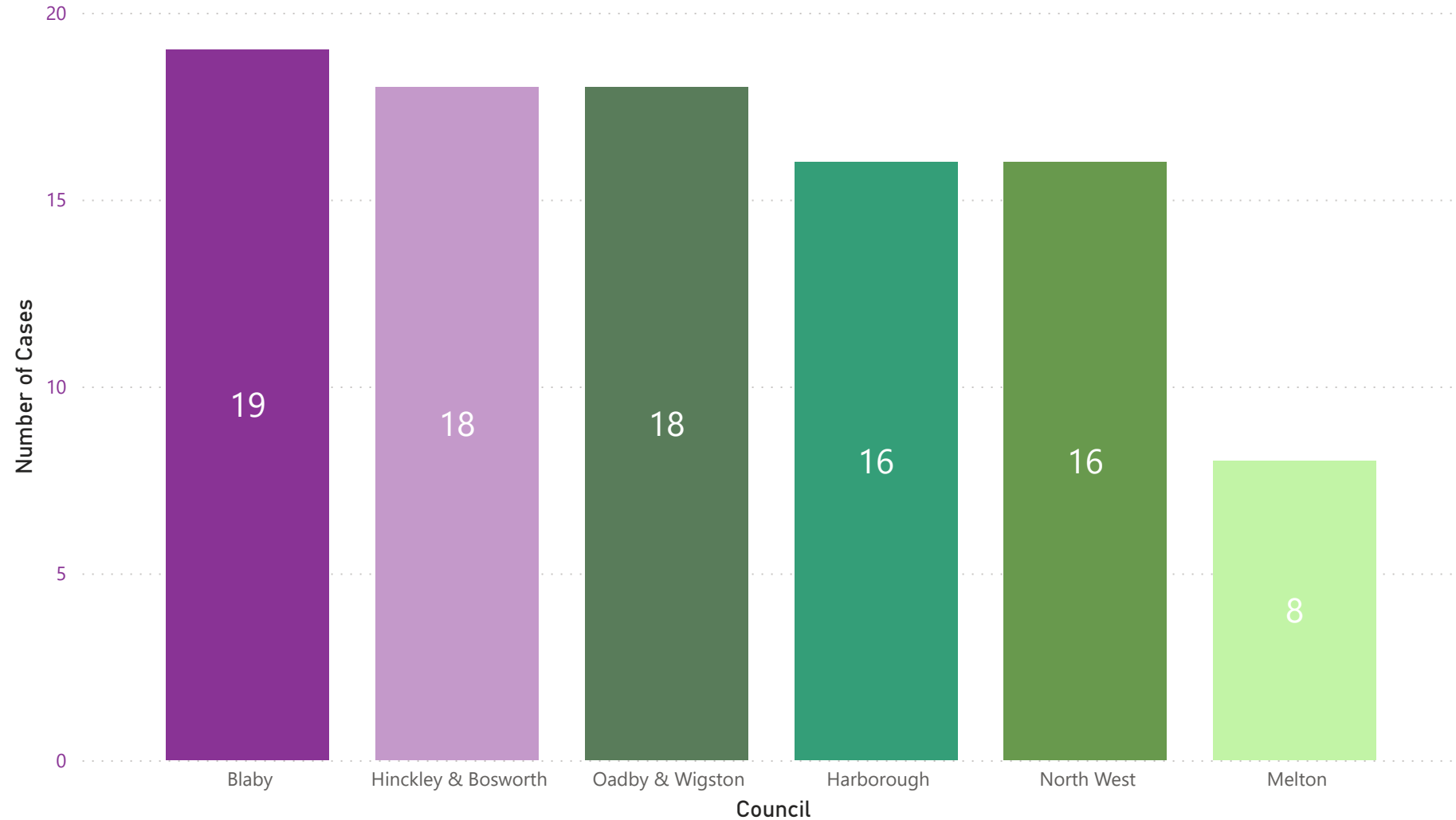
### Case Type

Multiple selections 

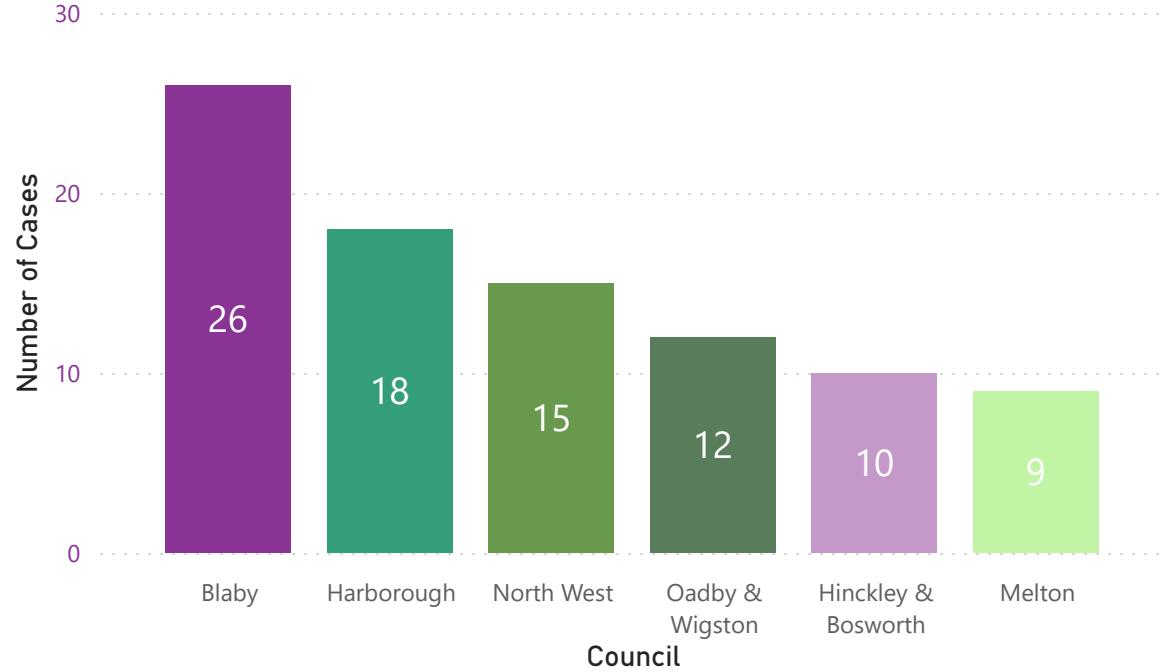
### Status

All 

#### Cases by Approved By Council Area



Cases Completed By Council Area



Case Type

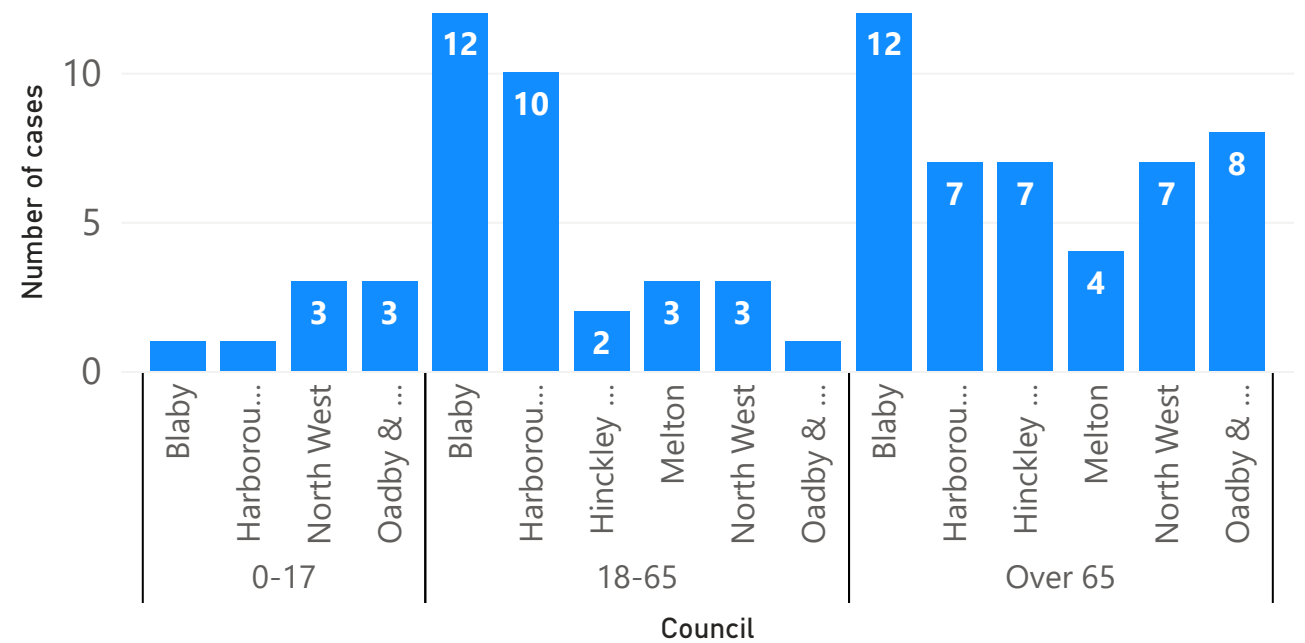
Multiple selections

Signed off (Completed) Date

01/04/2024

30/06/2024

Cases Completed by Age Group & Council Area



### Signed off (Completed) Date

01/04/2024



30/06/2024

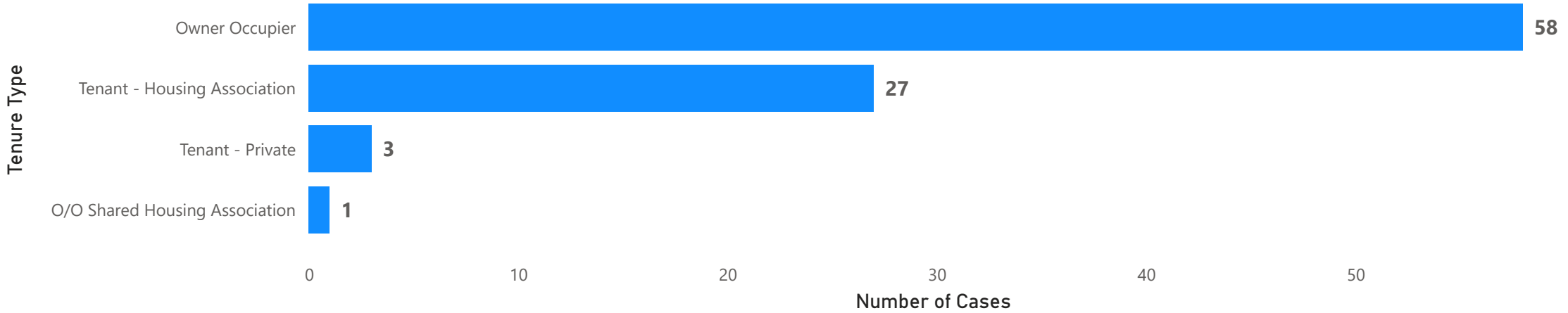


### Case Type

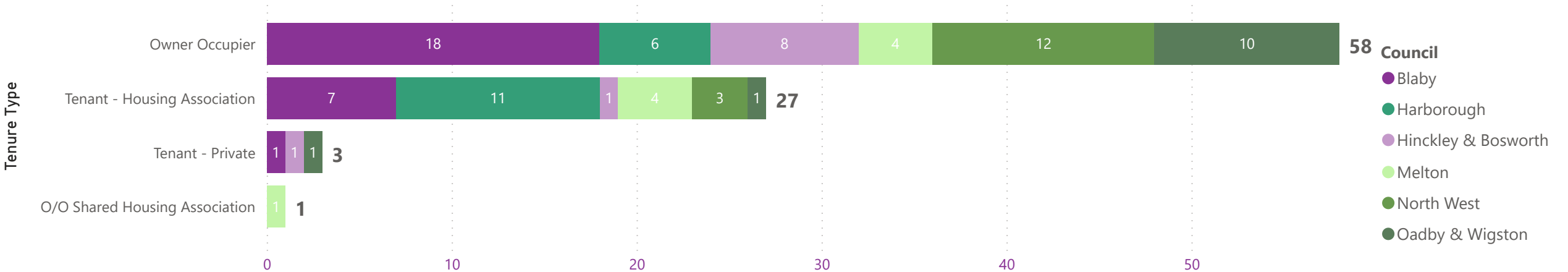
Multiple selections



### Cases Completed by Tenure Type





### Cases Completed by Tenure Type & Council Area





### Enquiry Date (Stage 2)

Case Level (HAREC) ▼

01/04/2024  30/06/2024 



### Enquiry Date (Stage 3)

Case level (HAREC) ▼

01/04/2024  30/06/2024 

### Enquiry Date (Stage 4)

Work pack level (HAWORKPACK) ▼

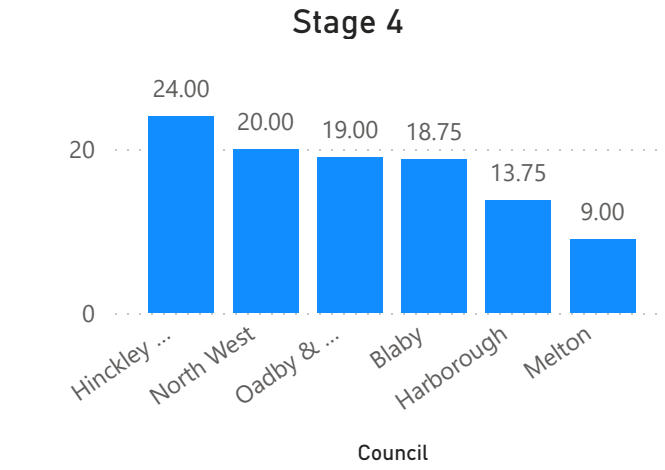
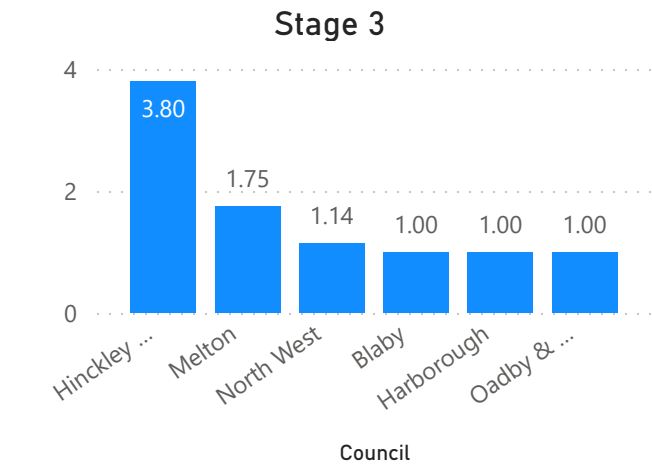
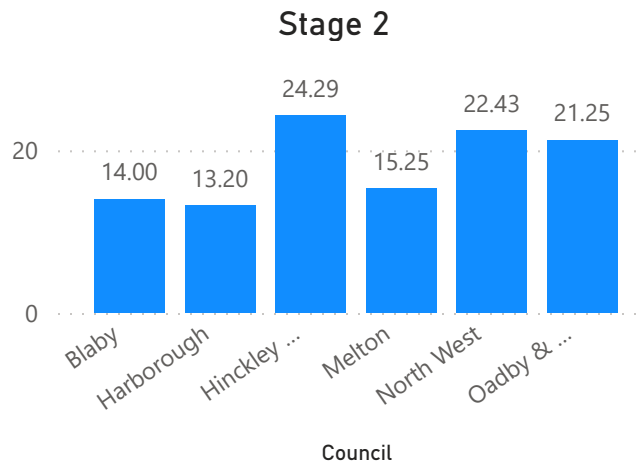
01/04/2024  30/06/2024 



Council	Stage 2 - Average days Enquiry to Valid	No of cases
Blaby	14.00	4
Harborough	13.20	5
Hinckley & Bosworth	24.29	7
Melton	15.25	4
North West	22.43	7
Oadby & Wigston	21.25	4
<b>Total</b>	<b>19.19</b>	<b>31</b>

Council	Stage 3 - Average days Valid to Approval	No of cases
Blaby	1.00	4
Harborough	1.00	5
Hinckley & Bosworth	3.80	5
Melton	1.75	4
North West	1.14	7
Oadby & Wigston	1.00	4
<b>Total</b>	<b>1.62</b>	<b>29</b>

Council	Stage 4 - Average days Approval to Complete	No of cases
Blaby	18.75	4
Harborough	13.75	4
Hinckley & Bosworth	24.00	7
Melton	9.00	1
North West	20.00	5
Oadby & Wigston	19.00	3
<b>Total</b>	<b>19.33</b>	<b>24</b>



**Signed Off Date (Stage 2)**  
Case Level (HAREC)

01/04/2024 30/06/2024

**Signed Off Date (Stage 3)**  
Case level (HAREC)

01/04/2024 30/06/2024

**Signed off Date (Stage 4)**  
Work pack level (HAWORKPACK)

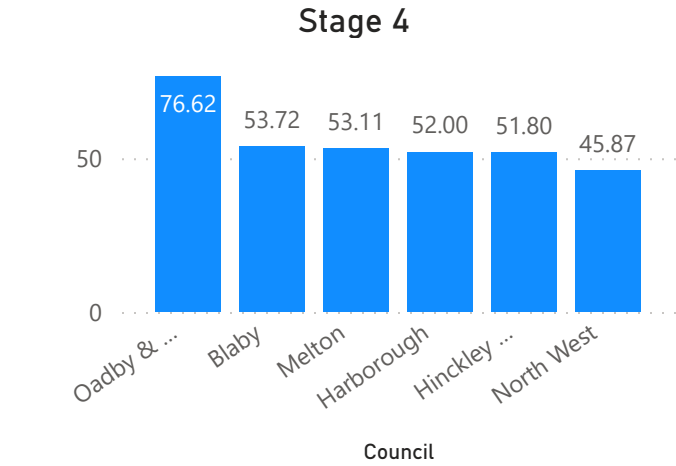
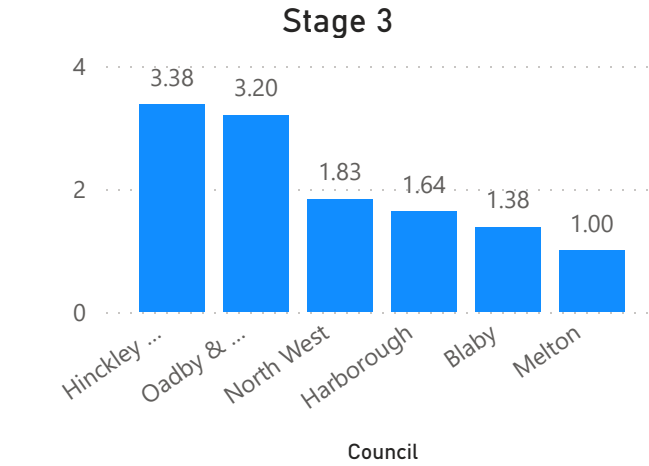
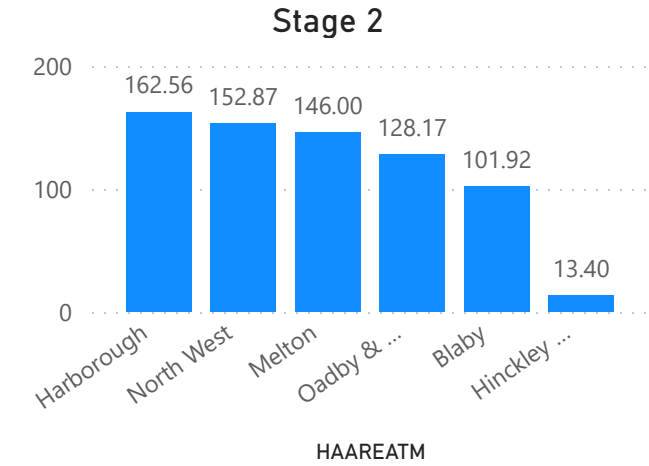
01/04/2024 30/06/2024



Council	Stage 2 - Average days Enq to Valid	No of cases
Blaby	101.92	26
Harborough	162.56	18
Hinckley & Bosworth	13.40	10
Melton	146.00	9
North West	152.87	15
Oadby & Wigston	128.17	12
<b>Total</b>	<b>120.61</b>	<b>90</b>

Council	Stage 3 - Average days Valid to Approval	No of cases
Blaby	1.38	21
Harborough	1.64	11
Hinckley & Bosworth	3.38	8
Melton	1.00	7
North West	1.83	12
Oadby & Wigston	3.20	10
<b>Total</b>	<b>1.96</b>	<b>69</b>

HAAREATM	Average of GoAhead to work complete	Count of REFVAL
Blaby	53.72	25
Harborough	52.00	19
Hinckley & Bosworth	51.80	10
Melton	53.11	9
North West	45.87	15
Oadby & Wigston	76.62	13
<b>Total</b>	<b>55.07</b>	<b>91</b>



## Signed Off Date

01/04/2024

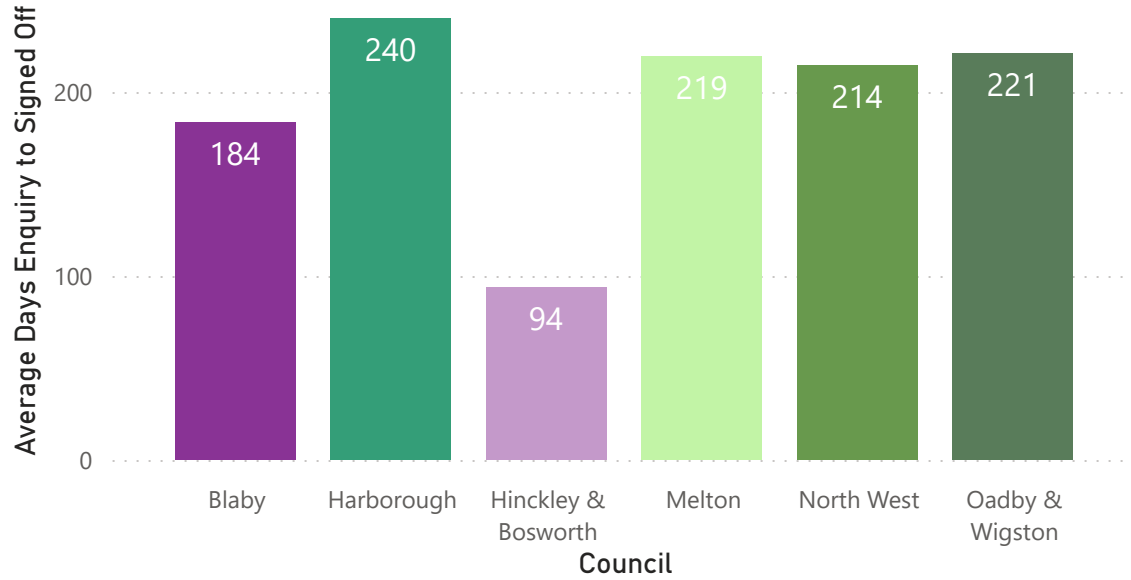


30/06/2024



These visuals relate to DFG's and DDFG's only - Assistance Type breakdown relates to individual work packs and therefore may be higher than the number of cases



### Average Days From Enquiry to Signed Off Date by Council



Council	Average days Enquiry Date to Signed Off date	No of cases
Blaby	183.50	26
Harborough	239.89	18
Hinckley & Bosworth	93.80	10
Melton	219.33	9
North West	214.40	15
Oadby & Wigston	221.08	12
<b>Total</b>	<b>198.56</b>	<b>90</b>

Assistance Type	Blaby	Harborough	Hinckley & Bosworth	Melton	North West	Oadby & Wigston	Total
Level Access Shower	9	8	1	5	9	5	37
Stair Lift	9	5	6	2	4	3	29
Other	5	2		1		1	9
Other - Child	1	1			2	1	5
Level Access Shower - Child		1		1		2	4
Lift (through floor)		1	2				3
Wash/Dry Toilet	2	1					3
Access Steps	1						1
CAT C						1	1
Concrete Ramp		1					1
Modular Ramp			1				1
Wash/Dry Toilet - Child						1	1
<b>Total</b>	<b>27</b>	<b>20</b>	<b>10</b>	<b>9</b>	<b>15</b>	<b>14</b>	<b>95</b>

**Enquiry Date**

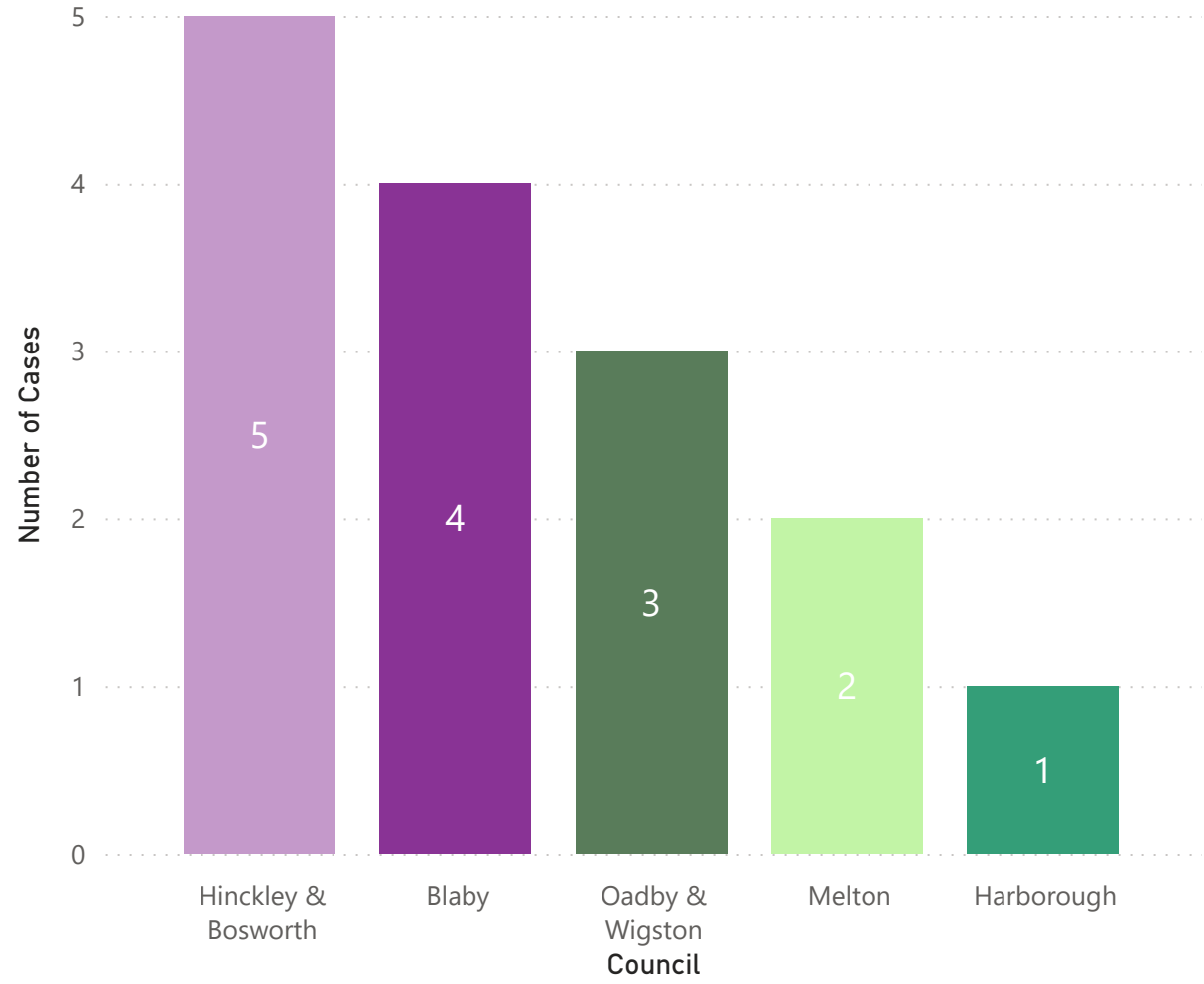
01/04/2024  30/06/2024 

**Case Type**

DFG 



**Cases Withdrawn by Council Area**



**Cases Withdrawn by Withdrawn Reason**

